

Apprenticeship QLD & NSW

CPC31320 Certificate III in Wall and Floor Tiling





The Certificate III in Wall and Floor Tiling forms part of the Construction, Plumbing and Services Integrated Framework Training Package, and is for people working in the Wall & Floor tiling trade.

Students learn to lay ceramic, clay, slate, marble, glass and other types of tiles on external and internal walls and floors to

provide protective and decorative finishes. Major areas of study include interpretation of plans, measurements and calculations, use of tiling tools and equipment, surface preparation and repairs.

Training is provided by accredited, trade trainer/assessors with current industry experience.

Course Information

	Delivery mode	Apprenticeship 3 to 4 years workplace delivery (Brisbane on-campus option also available)
	Entry Requirements	<ul style="list-style-type: none"> - Employed in a registered apprenticeship* - Access to the internet - Completion of LLN Assessment (not necessarily a barrier to entry)
	Career Opportunities	Wall and Floor Tiler
	Start Date	Enrolments are taken on an ongoing basis. Students can make an enquiry online at any time, or over the phone or in person during business hours.

*A training contract is a legally binding agreement between the employer and the apprentice or trainee. In signing the training contract, both parties are bound by certain obligations expressed in the contract. The training contract sets out the terms of the apprenticeship or traineeship, which are agreed to by both the employer and the apprentice or trainee.



Units of Competency

20 Units of competency: 17 core units and 3 elective units.

Core Units	
Unit Code	Unit Name
CPCCWHS2001	Apply WHS requirements, policies and procedures in the construction industry
CPCCOM1012	Work effectively and sustainably in the construction industry
CPCCOM1013	Plan and organise work
CPCCOM1014	Conduct workplace communication
CPCCOM1015	Carry out measurements and calculations
CPCCOM2001	Read and interpret plans and specifications
CPCCCM2006	Apply basic levelling procedures
CPCCWF2001	Handle wall and floor tiling materials
CPCCWF2002	Use wall and floor tiling tools and equipment
CPCCWF3001	Prepare surfaces for tiling application
CPCCWF3002	Install floor tiles
CPCCWF3003	Install wall tiles
CPCCWF3004	Repair wall and floor tiling
CPCCWF3005	Install decorative tiling
CPCCWF3006	Install mosaic tiling
CPCCWF3007	Tile curved surfaces
CPCCWF3009	Apply waterproofing for wall and floor tiling

Elective Units	
Unit Code	Unit Name
CPCCO2013	Carry out concreting to simple forms
BSBESB402	Establish legal and risk management requirements of new business ventures
CPCCCM2009	Carry out basic demolition

For more information on eligibility criteria and co-contribution fee refer to: everthought.edu.au/funding-and-fees

