

CPC31220 Certificate III in Wall and Ceiling Lining





The CPC31220 Certificate III in Wall and Ceiling Lining provides a trade outcome in fibrous plastering, covering work in residential and commercial applications. This course will qualify you as a fibrous plasterer and helps you become a recognised tradesperson.

People undertaking this qualification collect segments, mount and complete plasterboard, and fibres

concrete sheeting to wall surfaces and ceilings.

The certification has a central unit of competency needs that cover typical aptitudes to the development enterprise, equally as two pro career fields of work.

Course Information

	Duration	4 years
	Entry Requirements	<ul style="list-style-type: none">- Minimum working age- White Card (General Construction Induction) / CPCWHS1001 or CPCWHS1001 SOA- Access to tools and equipment as per FERC- Registered apprenticeship*
	Career Opportunities	Wall and ceiling liner
	Location	Employers worksite

*A training contract is a legally binding agreement between the employer and the apprentice or trainee. In signing the training contract, both parties are bound by certain obligations expressed in the contract. The training contract sets out the terms of the apprenticeship or traineeship, which are agreed to by both the employer and the apprentice or trainee.





\$62,858 per year
Average Salary

This is the average Wall and ceiling liner salary in Australia*.

*Source au.talent.com (2022)

Units of Competency

29 units of competency: 22 core units and 7 elective units

Unit Code	Unit Name
CPCCWHS2001	Apply WHS requirements, policies and procedures in the construction industry (C)
CPCCOM1012	Work effectively and sustainably in the construction industry (C)
CPCCOM1013	Plan and organise work (C)
CPCCOM1014	Conduct workplace communication (C)
CPCCOM1015	Carry out measurements and calculations (C)
CPCCOM2001	Read and interpret plans and specifications (C)
CPCCCM2012	Work safely at heights (C)
CPCCPB3001	Fix standard plasterboard wall sheets (C)
CPCCPB3002	Fix standard plasterboard ceiling sheets (C)
CPCCPB3003	Fix battens (C)
CPCCPB3004	Fix wet area sheets (C)
CPCCPB3005	Fix ceiling sheets to external protected areas (C)
CPCCPB3006	Fix fibre cement board (C)
CPCCPB3007	Apply levels of finish standards to planning and inspection of own work (C)
CPCCPB3008	Mix plastering compounds (C)
CPCCPB3009	Finish plasterboard joints manually (C)
CPCCPB3010	Manually sand plaster work (C)
CPCCPB3012	Cut and fix paper-faced cornices (C)
CPCCWC3003	Install dry wall passive fire-rated systems (C)
CPCCCA3014	Construct and install bulkheads (C)
CPCCCA3026	Assemble partitions (C)
CPCCWC3004	Install suspended ceilings (C)
CPCCPB3017	Rectify faults in drywall applications (E)
CPCCCA3001	Carry out general demolition of minor building structures (E)
CPCCCM2006	Apply basic levelling procedures (E)
CPCCCM2008	Erect and dismantle restricted height scaffolding (E)
CPCCPB3027	Install ceiling insulation products (E)
CPCCSP3003	Apply trowelled texture coated finishes (E)
CPCCPB3018	Use vacuum and electric sanding equipment to finish plaster work (E)

For more information on eligibility criteria and co-contribution fee refer to:
www.everthought.edu.au/funding-and-fees







CPC31220 Certificate III in Wall and Ceiling Lining

The CPC31220 Certificate III in Wall and Ceiling Lining provides a trade outcome in fibrous plastering, covering work in residential and commercial applications. This course will qualify you as a fibrous plasterer and helps you become a recognised tradesperson.


concrete sheeting to wall surfaces and ceilings. The certification has a central unit of competency needs that cover typical aptitudes to the development enterprise, equally as two pro career fields of work.

People undertaking this qualification collect segments, mount and complete plasterboard, and fibres

Course Information

	Duration	4 years
	Entry Requirements	<ul style="list-style-type: none">- Minimum working age- White Card (General Construction Induction) / CPCWHS1001 or CPCCWHS1001 SOA- Access to tools and equipment as per FERC- Has an approved Training Contract in NSW*
	Career Opportunities	Wall and ceiling liner
	Location	Employers worksite

*A training contract is a legally binding agreement between the employer and the apprentice or trainee. In signing the training contract, both parties are bound by certain obligations expressed in the contract. The training contract sets out the terms of the apprenticeship or traineeship, which are agreed to by both the employer and the apprentice or trainee.



The training is subsidised by the NSW government.



\$62,858 per year
Average Salary

This is the average Wall and ceiling liner salary in Australia*.

*Source au.talent.com (2022)

Units of Competency

29 units of competency: 22 core units and 7 elective units

Unit Code	Unit Name
CPCCWHS2001	Apply WHS requirements, policies and procedures in the construction industry (C)
CPCCOM1012	Work effectively and sustainably in the construction industry (C)
CPCCOM1013	Plan and organise work (C)
CPCCOM1014	Conduct workplace communication (C)
CPCCOM1015	Carry out measurements and calculations (C)
CPCCOM2001	Read and interpret plans and specifications (C)
CPCCOM2012	Work safely at heights (C)
CPCCPB3001	Fix standard plasterboard wall sheets (C)
CPCCPB3002	Fix standard plasterboard ceiling sheets (C)
CPCCPB3003	Fix battens (C)
CPCCPB3004	Fix wet area sheets (C)
CPCCPB3005	Fix ceiling sheets to external protected areas (C)
CPCCPB3006	Fix fibre cement board (C)
CPCCPB3007	Apply levels of finish standards to planning and inspection of own work (C)
CPCCPB3008	Mix plastering compounds (C)
CPCCPB3009	Finish plasterboard joints manually (C)
CPCCPB3010	Manually sand plaster work (C)
CPCCPB3012	Cut and fix paper-faced cornices (C)
CPCCWC3003	Install dry wall passive fire-rated systems (C)
CPCCCA3014	Construct and install bulkheads (C)
CPCCCA3026	Assemble partitions (C)
CPCCWC3004	Install suspended ceilings (C)
CPCCPB3017	Rectify faults in drywall applications (E)
CPCCCA3001	Carry out general demolition of minor building structures (E)
CPCCCM2006	Apply basic levelling procedures (E)
CPCCCM2008	Erect and dismantle restricted height scaffolding (E)
CPCCPB3027	Install ceiling insulation products (E)
CPCCSP3003	Apply trowelled texture coated finishes (E)
CPCCPB3018	Use vacuum and electric sanding equipment to finish plaster work (E)

For more information on eligibility criteria and co-contribution fee refer to:
www.everthought.edu.au/funding-and-fees



CPC31220 Certificate III in Wall and Ceiling Lining

The CPC31220 Certificate III in Wall and Ceiling Lining provides a trade outcome in fibrous plastering, covering work in residential and commercial applications. This course will qualify you as a fibrous plasterer and helps you become a recognised tradesperson.

People undertaking this qualification collect segments, mount and complete plasterboard, and fibrous concrete sheeting to wall surfaces and ceilings. The certification has a central unit of competency

needs that cover typical aptitudes to the development enterprise, equally as two pro career fields of work. Everthought assesses your skills, knowledge and experience against nationally accredited qualifications or units of competency. This means that you may not need to complete any additional formal study where you can provide sufficient evidence of your industry experience or previous training. Gap Training can be provided as required. Everthought will guide you through its easy five-step process.

Course Information



Duration

2 – 8 weeks dependant on levels of experience and knowledge



Entry Requirements

3 to 4 years demonstrated experience with a minimum of two work referrals from qualified builders



Career Opportunities

Wall and ceiling liner



Location

Virtual assessment plus completion of any Gap Training required



Start Date

Enrolments are taken on an ongoing basis. Students can make an enquiry online at any time, or over the phone or in person during business hours.





\$62,858 per year
Average Salary

This is the average Wall and ceiling liner salary in Australia*.

*Source au.talent.com (2022)

Units of Competency

29 units of competency: 22 core units and 7 elective units

Unit Code	Unit Name
CPCCWHS2001	Apply WHS requirements, policies and procedures in the construction industry (C)
CPCCOM1012	Work effectively and sustainably in the construction industry (C)
CPCCOM1013	Plan and organise work (C)
CPCCOM1014	Conduct workplace communication (C)
CPCCOM1015	Carry out measurements and calculations (C)
CPCCOM2001	Read and interpret plans and specifications (C)
CPCCCM2012	Work safely at heights (C)
CPCCPB3001	Fix standard plasterboard wall sheets (C)
CPCCPB3002	Fix standard plasterboard ceiling sheets (C)
CPCCPB3003	Fix battens (C)
CPCCPB3004	Fix wet area sheets (C)
CPCCPB3005	Fix ceiling sheets to external protected areas (C)
CPCCPB3006	Fix fibre cement board (C)
CPCCPB3007	Apply levels of finish standards to planning and inspection of own work (C)
CPCCPB3008	Mix plastering compounds (C)
CPCCPB3009	Finish plasterboard joints manually (C)
CPCCPB3010	Manually sand plaster work (C)
CPCCPB3012	Cut and fix paper-faced cornices (C)
CPCCWC3003	Install dry wall passive fire-rated systems (C)
CPCCCA3014	Construct and install bulkheads (C)
CPCCCA3026	Assemble partitions (C)
CPCCWC3004	Install suspended ceilings (C)
CPCCPB3017	Rectify faults in drywall applications (E)
CPCCCA3001	Carry out general demolition of minor building structures (E)
CPCCCM2006	Apply basic levelling procedures (E)
CPCCCM2008	Erect and dismantle restricted height scaffolding (E)
CPCCPB3027	Install ceiling insulation products (E)
CPCCSP3003	Apply trowelled texture coated finishes (E)
CPCCPB3018	Use vacuum and electric sanding equipment to finish plaster work (E)

For more information on eligibility criteria and co-contribution fee refer to:
www.everthought.edu.au/funding-and-fees



Construction skills Queensland initiative

Everthought Education Pty Ltd ABN 65 114 892 509 - RTO 32438